

# [re]reports

**informes como servicio  
de última milla  
asequibles**

**Los informes que quieres**

automáticamente  
periódicamente  
sin errores

Simplemente funciona,  
así que no tienes que hacerlo...

**immetrica**

expertos en medición y análisis

# [re]reports

informes como serviço  
baseados em tecnologias abertas y proprietarias

Para analistas y gerentes que  
elaboran informes manualmente  
porque seus bases de datos  
e software de análisis  
no les proporcionan lo que necesitan  
y no pueden automatizar  
este trabajo debido a su complejidad  
o a limitaciones presupuestarias.

Así que siguen adelante. Manualmente.  
Laboriosamente. Haciendo el trabajo de las  
máquinas.

Sin poder dedicarse a su trabajo principal.

Pero ahora **existe una mejor manera.**

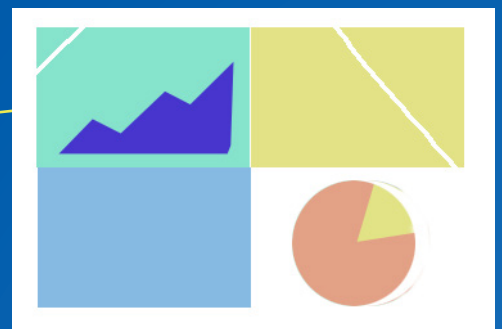
**immetrica**

**Tienes esto.**



Fusión de fuentes  
Agregación  
Reorganización  
Desglose  
Seguimiento a lo largo del tiempo  
Gráficos  
Validación de datos  
Múltiples vistas  
Contexto  
Precisión  
Sin trabajo manual

**Quieres esto.**



**Nosotros entregamos.**

**[re]reports**

**No diseñado por máquina**

**Sus informes,  
diseñados por usted.**

Automáticos  
Periódicos  
Multiversión  
Sin trabajo manual  
Sin errores

**Insights de cómo los  
quieres.**

**immetrica**



**Elaboración de informes  
manualmente =**



**días o semanas  
al mês**

en la que los analistas  
no están analizando,  
los gerentes no están  
gestionando

**Libérenlos.**

**[re]reports**

# Error por factor humano

Los seres humanos cometen errores cuando se ven obligados a realizar trabajos tediosos que requieren atención.


**es serio**

Ejemplo reciente real:

Un gerente experimentado subestimó los ingresos

de la línea de productos 1 en un 37% → y de la línea de productos 2 en un 7%.

Presentó esta información a los accionistas.



## Estamos libres de errores.

**immetrica**

# Muchos datos

Datos del producto

Datos del cliente

Datos de ventas

Datos de rendimiento

Datos de mercado

Datos de la competencia

insights

insuficientes

**Revelamos insights.**

**[re]reports**

# Podemos ayudar con las fuentes de datos

- Organice sus fuentes de datos
- Corrija los errores en las bases de datos
- Limpie las exportaciones
- Organice las exportaciones periódicas

# y con la salida

- Archivos PDF
- Archivos de Excel
- Páginas web
- Archivos de texto delimitados (CSV, TDL)
- Introducción de datos en bases de datos
- Presentaciones de PowerPoint y en PDF con texto y gráficos variables (publicación condicional)

**Simplemente díganos  
qué necesita.**

**immetrica**

**La seguridad ya no puede  
ser una cuestión secundaria**

Comunicaciones cifradas  
Servidores seguros  
NAT  
Cortafuegos  
Puertos no estándar  
Mínimo de puertos abiertos  
IAM

**está presente en  
todo lo que hacemos.**

**Estar seguro.**

**[re]reports**

**Económico y adaptado  
al presupuesto**

**Todos sus  
gastos de capital  
pueden convertirse  
en gastos operativos.**

Con un compromiso mínimo

**Y precios irresistibles.**

**immetrica**

**Se acabaron**

**el trabajo manual**

**las tablas dinámicas**

**los retrasos**

**Informes**

**diarios**

**semanales**

**mensuales**

**Ellas simplemente aparecen.**

**[re]reports**



# Nuestra oferta es única.

**[re]reports**

Software business intelligence (Tableau, PowerBI, etc.)

Otros servicios de RaaS

Informes completos	✓	✗	✓
Resuelve problemas con las fuentes de datos	✓	✗	algunos
No se necesita personal adicional	✓	✗	✓
Modificación sin coste adicional	✓	salario del personal	✗
Multiversión (informes similares con diferentes parámetros)	✓	✗	algunos
Visualización e informes, además de los elementos especificados	✓	✗	algunos
Gastos de capital (capex)	0 a bajo	salario del personal o contratista	altos
Gastos operativos (opex)	bajo	salario del personal	altos
Tiempo del gerente antes del inicio de la producción	mínimo	moderado	alto

**immetrica**

# Estudio de caso




## DIRECTV

Informes de canales  
Informes de programas  
Fuente: Sistema de medición de audiencia RPD desarrollado por Immetrica a través del software de análisis Group TechEdge  
Más de 600 informes mensuales  
Todos publicados en un solo día

Por país y a nivel panregional:  
Rating promedio,  
cuota de pantalla,  
rating acumulado e  
impresiones brutas por:

- Medios de distribución
- Género del canal
- Propietario del grupo
- Canal en todas las transmisiones
- Transmisión individual del canal





# Estudio de caso



Informe trimestral de audiencia de radio  
Fuente: Arbitron (ahora Nielsen Audio)  
a través del software de análisis desarrollado por Immetrica

Para WGBH-FM Boston, emisoras repetidoras y competidores más cercanos:  
Rendimiento en el período de informe más reciente  
Gráficos de seguimiento a lo largo de los años



immetrica

# Estudio de caso



Paneles de medición diarios  
Fuente: Servicio de medición  
de mercados locales de  
Nielsen a través de la base  
de datos TRAC

Immetrica realizó  
análisis cuantitativos  
y los publicó junto con un  
resumen automatizado  
en el sitio web para clientes  
de TRAC

PUBTV ONLINE – Metered Grids




07

**PUBTV ONLINE**

[Carriage Analysis](#) [Metered Grids](#) [Sweep Analysis](#) [News & Forums](#)  
[Cable Analysis](#) [Metered Reports](#) [Sweep Reports](#) [Home](#)


## Metered Grids


Nielsen Media Research has released the following notices:  
The Preliminary and Quarter hour data of Wednesday, July 12, 2006 for  
Providence and Richmond have been delayed until 12:00 pm ETZ, due to  
below minimum intabs. We apologize for this inconvenience.


**Daily Grids**  
Detailed daily grids containing  
rating, share and show  
information.  
[Change the date below to view that  
day's highlights.](#)  
Tue 07/11/2006   
 Full System


[Colorized Title List](#)


**Other Metered Tools**

**GRP Analysis**  
A customizable report that  
summarizes all ratings  
throughout a certain time  
period.

**Weekly Grids**  
Obtain archive schedule  
including rating/share of any  
PBS station in a convenient  
grid format.

**Monthly Grids** NW  
Obtain a four week average  
archive schedule including  
rating, share and more, for any  
Metered PBS station, in a  
convenient grid format.

**Station Comparison Report**  
Customize your own list of  
stations and compare those  
stations on a side by side grid  
format report.

**Title & Schedule Ranking  
Report**

### Primetime Highlights: Tuesday, 11 July,

**Primary-station primetime average: 1.5**  
equal to that of on the corresponding Tuesday a year ago  
up 7% from 1.4 of Tuesdays in the past year  
up 7% from 1.4 of Tuesdays in the past quarter

**Comment:**  
Nova's Einstein's Dream was packaged together with another adv science show, The String's The Thing (on string theory), for a 2.8 pr rating amid heavy publicity in October 2003 and 2.0 in December 2 first of these programs, which by itself earned 2.9 and 2.0 in those t outings, has maintained its value quite well and now, playing alone, 1.8. The quarter-hours rose in the usual Nova manner, 1.5, 1.7, 2.0. Then, Wide Angle's season premiere, 18 with a Bullet, on El Salvad life, earned a 1.2 rating higher than last season's 1.0 average, equa year's season premiere, and higher than the previous season opene Angle's ratings are lower than those of Frontline, which occupies th rest of the year, however. The 27 stations that delayed it until the th earned a higher (1.3) rating than the 25 that did not (1.2). On the la quarter-hours rose slightly from 1.2 to 1.3 before falling to 0.9 in the quarter-hour. A P.O.V. on Belgian cartoon hero Tintin earned 0.4 o stations in the third hour. Station-originated programs, a majority of aired in the second hour, delaying Wide Angle, averaged 1.5.

**Feed programs on primary stations (by time of feed):**  
8:00p Nova #3012: Einstein's Dream, 1.8 (season avg 1.7), 48 plays  
9:00p Wide Angle #501: 18 with a Bullet, 1.2 (season avg 0.9), 52 p  
10:00p P.O.V. #1903: Tintin and I, 0.4 (season avg 0.7), 15 plays

**Other widely carried programs (by rating):**  
Wild Things, 1.8, 6 plays

**Top plays:**  
#1 KOPB, Portland 8:00p  
Nova (3012) Einstein's Dream 5.7 /  
11 (63)  
#2 KOPB, Portland 9:00p Wide  
Angle (501) 18 with a Bullet 4.5 / 8  
(50)  
#3 KOPB, Portland 10:00p Cascadia:  
The Hidden Fire 4.1 / 8 (45)

**Top GRP stations:**  
#1 KOPB, Portland: Average  
Programs: 8:00p Nova (3012)  
Einstein's Dream 5.7 / 11 (63)  
Wide Angle (501) 18 with a B  
8 (50), 10:00p Cascadia: The  
Fire 4.1 / 8 (45)  
#2 KVIE, Sacramento: Avera  
Programs: 8:00p Nova (3012)

[http://luminophore.context@www.pubtv.net/metered\\_grids/](http://luminophore.context@www.pubtv.net/metered_grids/)

[re]reports

# Estudio de caso



UNIVISION

	A	B	C	D	E	F	G	H	I	J	K	L	M	N	O	P	Q	R	S	T	U	V
	Custom Range	Dates	Avg Level	Originator	Daypart	Program	# of Telecasts	Live+SD P2+ Est. Median Age	Duration	Telecast Start Time	Telecast End Time	Day Of Week	HH:MM	P2+	P18-49	M18-49	F18-49	P18-34	M18-34	F18-34	P2-11	P12-17
1	CW 40 - 06/24/2019 - 06/30/2019	WEDNESDAY	Days of Week	UNE	Total Day	PRIMER IMPACTO	1	50.1	60	4:59 PM	5:59 PM	..W...	504	1222	390	101	290	148	41	107	155	53
2	CW 40 - 06/24/2019 - 06/30/2019	WEDNESDAY	Days of Week	UNE	Total Day	DESIERTA AMERICA	1	47.2	180	8:00 AM	11:00 AM	..W...	359	454	168	39	130	44	9	35	50	23
3	CW 40 - 06/24/2019 - 06/30/2019	WEDNESDAY	Days of Week	UNE	Total Day	NOTICIERO UNIVISION-DE	1	49.8	30	12:00 PM	12:30 PM	..W...	423	507	195	57	138	72	11	61	48	12
4	CW 40 - 06/24/2019 - 06/30/2019	WEDNESDAY	Days of Week	UNE	Total Day	GORDO Y LA PLACA	1	50.2	60	3:59 PM	4:59 PM	..W...	687	931	295	72	222	116	29	87	127	41
5	CW 40 - 06/24/2019 - 06/30/2019	WEDNESDAY	Days of Week	UNE	Total Day	NOTICIERO UNIVISION	1	49.0	30	6:30 PM	7:00 PM	..W...	1,089	1,516	527	244	283	150	72	118	138	54
6	CW 40 - 06/24/2019 - 06/30/2019	WEDNESDAY	Days of Week	UNE	Total Day	NOT UNIV ED NOCTURNA	1	52.8	25	11:35 PM	12:00 AM	..W...	659	856	297	106	191	85	30	55	42	24
7	CW 40 - 06/24/2019 - 06/30/2019	WEDNESDAY	Days of Week	UNE	Total Day	CONTACTO DEPORTIVO	1	49.5	46	12:00 AM	12:46 AM	..W...	288	329	137	52	85	42	14	28	20	11
8	CW 40 - 06/24/2019 - 06/30/2019	WEDNESDAY	Days of Week	TEL	Total Day	NUOVO DIA	1	53.8	150	8:00 AM	10:30	..W...	222	252	85	28	57	33	7	25	13	2
9	CW 40 - 06/24/2019 - 06/30/2019	WEDNESDAY	Days of Week	TEL	Total Day	AL ROJO VIVO	1	56.8	60	3:58 PM	5:00 PM	..W...	653	884	217	93	124	83	35	48	43	20
10	CW 40 - 06/24/2019 - 06/30/2019	WEDNESDAY	Days of Week	TEL	Total Day	AL ROJO VIVO	1	56.8	60	3:58 PM	5:00 PM	..W...	653	884	217	93	124	83	35	48	43	20

AL PUNTO SUN												Week: 40 6/24/19											
SUNDAY	P18-49	M18-49	F18-49	Males	Females	P2-17	P18-34	P35-49	P50+	Avg Age	Share	PUT											
This Week:	218	131	87	60%	40%	39	92	126	319	52	10.16	2076											
Last Week:	190	95	95	50%	50%	28	37	153	341	57	8.88	2109	This week was:										
% Diff	15%	38%	-8%	20%	-20%	39%	149%	-18%	-6%	-7%	14%	-2%	15% above the prior week										
Variance	28	36	-8	10	-10	11	55	-27	-22	-4	1.28	-33											
Last 4 Weeks:	190	87	103	46%	54%	63	56	134	316	54	8.57	2184	Were PUT levels down/up?										
% Diff	15%	51%	-16%	31%	-26%	-38%	64%	-6%	1%	-3%	18%	-5%	-2% No, there were no large variances in available audience from week to week										
Variance	28	44	-16	14	-14	-24	36	-8	3	-2	1.58	-108											
Season to Date:	185	89	96	48%	52%	61	58	127	307	53	7.31	2529	Did the show retain its share?										
% Diff	18%	47%	-9%	25%	-23%	-36%	59%	-1%	4%	-1%	39%	-18%	14% It looks like this week was not as bad for this show as it was for others										
Variance	33	42	-9	12	-12	-22	34	-1	12	-1	2.85	-453											
Prior STD:	243	111	132	46%	54%	65	80	163	315	50	7.84	3097											
% Diff	-10%	18%	-34%	32%	-27%	-40%	15%	-23%	1%	4%	30%	-33%											
Variance	-25	20	-45	14	-14	-26	12	-37	4	2	2.32	-1021											
% Diff to STD	-24%	-20%	-27%	5%	-4%	-6%	-28%	-22%	-3%	5%	-7%	-18%											
Variance STD	-58	-22	-36	0	0	-4	-22	-36	-8	3	-1	-568											
SWLY:	113	45	68	40%	60%	40	19	94	174	52	3.25	3435											
% Diff	93%	191%	28%	61%	-34%	-3%	384%	34%	83%	1%	212%	-40%											
Variance	105	86	19	20	-20	-1	73	32	145	1	6.90	-1359											
ESTIMATES:	Quarter:	190	This Week vs Quarter:		15%																		
STD:	195	STD Vs STD Est.:		-6%																			

Rendimiento semanal del programa

Fuente: Nielsen Npower

Declaraciones resumidas automáticas para guiar a los analistas

immetrica

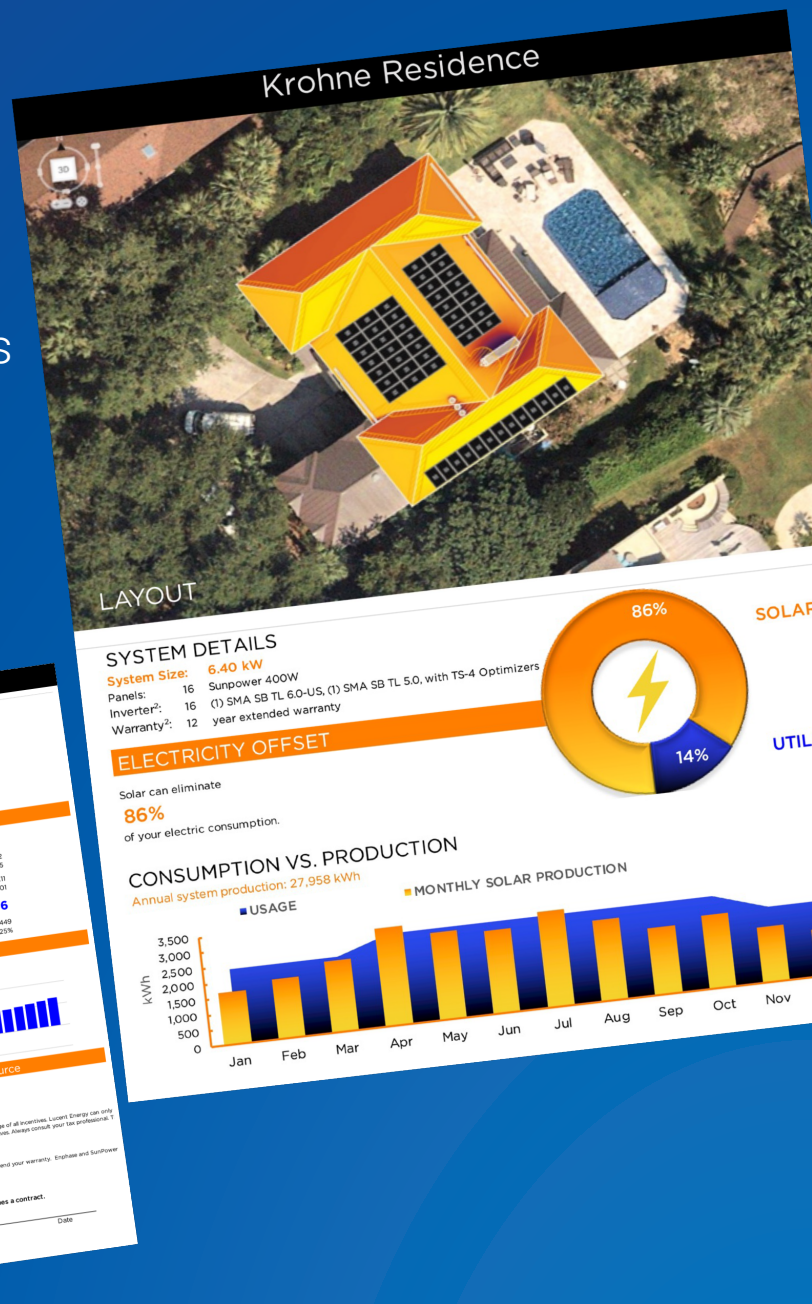


# Estudio de caso

## Proveedor/instalador de paneles solares

Propuestas de venta personalizadas para paneles solares convencionales y Tesla SolarRoof

La tecnología de publicación condicional de Immetrica genera automáticamente una propuesta completa en PowerPoint y PDF con datos financieros, gráficos e imágenes específicos de la propuesta



# Estudio de caso

## Fabricante de muebles

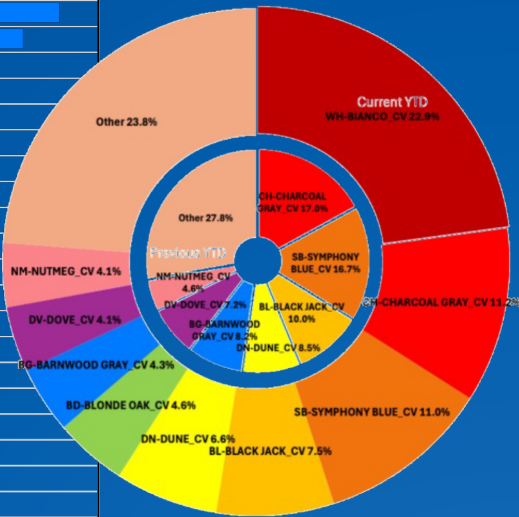
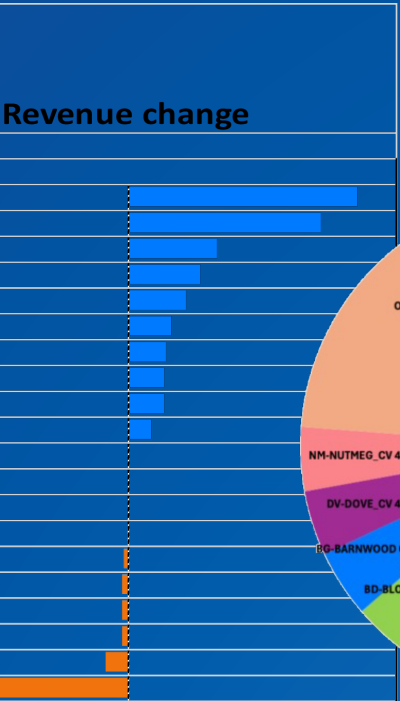
## Informes de ingresos semanales

Trimestrales, mensuales, acumulados del año, comparación de cada período: año actual frente al año anterior

Ventas detalladas por línea de producto, color, estilo, código de artículo, representante de ventas

Efectos en los ingresos visualmente evidentes

Los datos de producto, cliente, representante de ventas y transacciones provienen de diferentes fuentes



Color	Style	Q1 2025		Q1 2024		Q1 change	Q1 change	Q2 2025		Q2 2024		Q2 change	Q2 change	Q3 2025		Q3 2024		Q3 change	Q3 change	Q4 2025		Q4 2024		Q4 change	Q4 change	YTD 2025		YTD 2024		YTD change	YTD change	% of current	Current YTD Revenue			
		Jan 01 - Mar 31		Jan 01 - Mar 31				Apr 01 - Jun 30		Apr 01 - Jun 30				Jul 01 - Sep 30		Jul 01 - Sep 30				Oct 01 - Oct 23		Oct 01 - Oct 23				Jan 01 - Oct 23		Jan 01 - Oct 23						YTD revenue		
		curr	CL revenue	prev	CL revenue	change_amt	q1_change_pct	curr	CL revenue	prev	CL revenue	change_amt	q2_change_pct	curr	CL revenue	prev	CL revenue	change_amt	q3_change_pct	curr	CL revenue	prev	CL revenue	change_amt	q4_change_pct	curr	CL revenue	prev	CL revenue	change_amt	q4_change_pct	YTD revenue	Current YTD Revenue			
BA-BASIL_CV	RG-REGENT_DV			\$247,776.63		\$0.00	38.17%			\$1,011,051.11		\$686,596.70		\$279,428.39		\$1,088,667.47		\$620,866.24		\$92,792.97		\$1,079,647.47		\$106,146.00		89.13%		\$1,640,062.01		\$2,443,128.18		92.23%	9.76%			
BD-BLONDE_OAK_CV	FL-FLAT PANEL DOOR_DV	\$0.00		\$0.00		\$0.00				\$1,915.43		\$1,915.43		\$18,246.74		\$1,069.00		\$18,246.74		\$0.00		\$0.00		\$0.00				\$190,162.18		\$190,162.18		100.00%	4.08%			
BD-BLONDE_OAK_CV	SL-SLIM SHAKER DOOR_DV	\$0.00		\$0.00		\$0.00				\$1,915.43		\$1,915.43		\$12,253.10		\$1,069.00		\$12,253.10		\$7,909.08		\$0.00		\$0.00				\$1,062,162.08		\$1,062,162.08		100.00%	1.22%			
BG-BARNWOOD GRAY_CV	CL-CLUB_DV			\$1,186.18		-100.00%				\$66,822.85		-\$66,822.85	-100.00%	\$0,020.67		\$16,893.63		\$3,731.04		\$0.00		\$3,856.07		-\$3,856.07	-100.00%	\$0,020.67		\$32,578.73		\$13,114.04		-\$66.50%	0.44%			
BG-BARNWOOD GRAY_CV	MD-MODERNO_DV	\$14,531.19		\$13,370.91		\$1,429.28	10.80%	\$4,176.05		\$69,395.21		\$65,219.17	-9.98%	\$18,579.41		\$12,174.39		\$22,888.02		\$2,616.71		\$0.00		\$0.00		\$0.00		\$37,266.95		\$37,266.95		-40.62%	0.80%			
BG-BARNWOOD GRAY_CV	OK-OKFORD_DV			\$1,294.77		\$1,294.77		\$4,068.61		\$2,000.00		\$2,000.00		\$2,000.00		\$2,000.00		\$2,000.00		\$0.00		\$5,042.83		\$5,042.83	-100.00%	\$0.00		\$13,317.64		\$13,317.64		100.00%	0.12%			
BG-BARNWOOD GRAY_CV	RG-REGENT_DV			\$17,875.65		\$2,835.29	\$30.47%	\$2,828		\$22,948.28		\$22,948.28		\$7,800.61		\$7,800.61		\$7,800.61		\$0.00		\$0.00		\$0.00		\$29,500.54		\$2,835.29		\$29,065.25		83.513%	0.56%			
BG-BARNWOOD GRAY_CV	SE-SEDONA_DV			\$17,706.83		\$23,034.45	-23.13%	\$21,293.80		\$16,787.82		\$5,506.00	-26.84%	\$4,304.37		\$8,298.00		\$8,298.00		\$42,878.78		\$28,664.56		\$28,664.56		\$28,664.56		\$44,120.27		\$68,299.29		-35.29%	0.56%			
BG-BARNWOOD GRAY_CV				\$38.53		\$38.53		\$58.56		\$58.56		\$58.56		\$4,304.37		\$8,298.00		\$8,298.00		\$42,878.78		\$28,664.56		\$28,664.56		\$28,664.56		\$58.56		\$67,709.10		-106.55%	0.15%			
BL-BLACK JACK_CV	CL-CLUB_DV			\$2,749.20		\$2,749.20	192.47%	\$10,141.64		\$2,618.16		\$10,513.48	63.70%	\$2,252.46		\$3,313.83		\$2,930.63		662.01%		\$0,055.30		\$0.00		\$7,088.39		\$58,480.22		\$68,811.79		\$496,788.91		539.08%	1.21%	
BL-BLACK JACK_CV	MD-MODERNO_DV			\$20,720.70		\$20,720.70		\$1,798.26		\$1,022.27		\$1,798.26	173.42%	\$2,252.46		\$3,313.83		\$2,930.63		662.01%		\$7,088.39		\$0.00		-\$9,317.64		\$140,141.28		\$140,141.28		\$566,666.22		100.00%	0.12%	
BL-BLACK JACK_CV	OK-OKFORD_DV			\$11,459.68		\$11,459.68	-55.09%	\$9,444.62		\$17,470.13		-\$8,025.51	-46.00%	\$5,101.72		\$5,988.10		\$12,968.62		72.599%		\$8,450.25		\$8,450.25		\$8,450.25		\$188,148.28		\$68,811.79		-\$78.49%	-2.37%	0.60%		
BL-BLACK JACK_CV	RG-REGENT_DV			\$3,108.50		\$14,502.99	-78.50%	\$23,049.65		\$17,076.07		\$7,961.46		\$7,961.46		\$5,988.10		\$5,988.10		60.57%		\$0.00		\$0.00		\$0.00		\$33,019.61		\$120,884.57		\$143,534.06		87.64%	0.75%	
BL-BLACK JACK_CV	SE-SEDONA_DV			\$17,902.41		\$17,902.41		\$20,990.96		\$18,462.01		\$2,528.95	-12.50%	\$18,462.01		\$2,528.95		\$18,462.01		60.57%		\$4,498.15		\$10,366.36		\$10,366.36		\$42,184.86		\$42,184.86		\$166,666.22		100.00%	0.12%	
BN-BROWN WALNUT_CV	CL-CLUB_DV			\$3,746.25		\$3,746.25		\$3,746.25		\$2,381.69		\$1,406.88		\$2,381.69		\$1,406.88		\$2,381.69		60.57%		\$2,382.42		\$4,498.15		\$10,366.36		\$6,029.94		\$120,884.57		\$143,534.06		308.60%	0.13%	
BN-BROWN WALNUT_CV	MD-MODERNO_DV			\$5,259.61		\$5,259.61	1.78%	\$9,071.74		\$3,382.75		\$21,898.73	218.98%	\$3,382.75		\$3,382.75		\$3,382.75		60.57%		\$4,498.15		\$10,366.36		\$10,366.36		\$42,184.86		\$42,184.86		\$166,666.22		100.00%	0.12%	
BN-BROWN WALNUT_CV	OK-OKFORD_DV			\$0.00		\$0.00		\$5,053.60		\$6,825.00		-\$1,771.40	-19.36%	\$12,040.92		\$13,533.64		\$14,452.72		-11.03%		\$0.00		\$0.00		\$0.00		\$17,544.52		\$30,846.64		-\$2,814.32	-11.82%	0.20%		
BN-BROWN WALNUT_CV	RG-REGENT_DV			\$10,192.08		-\$10,192.08	-100.00%	\$0.00		\$0.00		\$0.00		\$0.00		\$0.00		\$0.00		100.00%		\$0.00		\$0.00		\$0.00		\$5,922.34		\$13,535.60		\$7,613.26		-66.23%	0.13%	
BN-BROWN WALNUT_CV	SE-SEDONA_DV			\$4,938.63		\$18,866.59	-382.02%	\$4,938.63		\$18,866.59		\$18,866.59		\$18,866.59		\$18,866.59		\$18,866.59		100.00%		\$0.00		\$0.00		\$0.00		\$18,866.59		\$18,866.59		\$18,866.59		100.00%	0.13%	
CH-CHARCOAL GRAY_CV	CL-CLUB_DV			\$13,584.24		\$13,584.24	670.26%	\$2,268.45		\$13,584.24		491.90%	\$5,452.47		\$14,180.50		-\$6,728.03	-41.55%			\$5,601.32		-\$6,501.32		222.30%		\$10,050.40		\$98,545.07		\$24,505.77		\$63,039.31		25.31%	1.21%
CH-CHARCOAL GRAY_CV	MD-MODERNO_DV			\$38,606.36		\$38,606.36		\$16,000.97		\$16,000.97		\$16,000.97		\$16,000.97		\$16,000.97		\$16,000.97		100.00%		\$14,729.20		\$14,729.20		\$14,729.20		\$102,028.98		\$98,721.02		\$23,307.96		23.19%	1.21%	
CH-CHARCOAL GRAY_CV	OK-OKFORD_DV			\$15,836.01		\$15,836.01		\$8,310.58		\$8,310.58		\$8,310.58		\$8,310.58		\$8,310.58		\$8,310.58		100.00%		\$14,729.20		\$14,729.20		\$14,729.20		\$102,028.98		\$98,721.02		\$23,307.96		23.19%	1.21%	
CH-CHARCOAL GRAY_CV	RG-REGENT_DV			\$8,112.80		\$8,112.80		\$2,486.39		\$2,486.39		\$2,486.39		\$2,486.39		\$2,486.39		\$2,486.39		100.00%		\$14,729.20		\$14,729.20		\$14,729.20		\$102,028.98		\$98,721.02		\$23,307.96		23.19%	1.21%	
CH-CHARCOAL GRAY_CV	SE-SEDONA_DV			\$77,603.71		\$77,603.71		\$24,955.80		\$24,955.80		\$24,955.80		\$24,955.80		\$24,955.80		\$24,955.80		100.00%		\$14,729.20		\$14,729.20		\$14,729.20		\$102,028.98		\$98,721.02		\$23,307.96		23.19%	1.21%	
CS-SHAKER WHITE_CV				\$9,106.11		-\$6,558.31	-72.02%			\$10,405.51		\$2,845.16		\$2,845.16		\$2,845.16		\$2,845.16		100.00%		\$14,729.20		\$14,729.20		\$14,729.20		\$102,028.98		\$98,721.02		\$23,307.96		23.19%	1.21%	
CG-DOLPHIN GRAY_CV	CL-CLUB_DV			\$2,886.52		\$4,589.45	-159.00%			\$2,063.64		-\$2,063.64	-100.00%	\$0,647.83		\$6,477.83		\$6,477.83		100.00%		\$14,729.20		\$14,729.20		\$14,729.20		\$102,028.98		\$98,721.02		\$23,307.96		23.19%	1.21%	
CG-DOLPHIN GRAY_CV	MD-MODERNO_DV			\$13,272.85		\$13,272.85		\$1,800.00		\$1,800.00		\$1,800.00		\$1,800.00		\$1,800.00		\$1,800.00		100.00%		\$14,729.20		\$14,729.20		\$14,729.20		\$102,028.98		\$98,721.02		\$23,307.96		23.19%	1.21%	
CG-DOLPHIN GRAY_CV	OK-OKFORD_DV			\$6,931.39		-\$6,931.39	-100.00%			\$10,170.92		\$11,458.41	44.54%	\$12,077.92		\$11,834.89		\$2,528.03		44.26%		\$2,528.47		\$2,528.47		\$2,528.47		\$10,028.26		\$20,829.74		\$10,829.74		46.05%	0.66%	
CG-DOLPHIN GRAY_CV	RG-REGENT_DV			\$13,514.40		\$13,514.40		\$2,886.52		\$2,886.52		\$2,886.52		\$2,886.52		\$2,886.52		\$2,886.52		100.00%		\$14,729.20		\$14,729.20		\$14,729.20		\$102,028.98		\$98,721.02		\$23,307.96		23.19%	1.21%	
CG-DOLPHIN GRAY_CV	SE-SEDONA_DV			\$5,511.40		\$5,511.40		\$5,511.40		\$5,511.40		\$5,511.40		\$5,511.40		\$5,511.40		\$5,511.40		100.00%		\$14,729.20		\$14,729.20		\$14,729.20		\$102,028.98		\$98,721.02		\$23,307.96		23.19%	1.21%	
DN-DUNE_CV	CL-CLUB_DV			\$4,255.07		\$4,255.07		\$4,255.07		\$4,255.07		\$4,255.07		\$4,255.07		\$4,255.07		\$4,255.07		100.00%		\$14,729.20		\$14,729.20		\$14,729.20		\$102,028.98		\$98,721.02		\$23,307.96		23.19%	1.21%	
DN-DUNE_CV	MD-MODERNO_DV			\$12,266.47		\$12,266.47		\$6,805.85		\$6,805.85		\$6,805.85		\$6,805.85		\$6,805.85		\$6,805.85		100.00%		\$14,729.20		\$14,729.20		\$14,729.20		\$102,028.98		\$98,721.02		\$23,307.96		23.19%	1.21%	
DN-DUNE_CV	OK-OKFORD_DV			\$21,363.86		\$21,363.86		\$21,363.86		\$21,363.86		\$21,363.86		\$21,363.86		\$21,363.86		\$21,363.86		100.00%		\$14,729.20		\$14,729.20		\$14,729.20		\$102,028.98		\$98,721.02		\$23,307.96		23.19%	1.21%	
DN-DUNE_CV	RG-REGENT_DV			\$6,644.51		\$6,644.51		\$6,644.51		\$6,644.51		\$6,644.51		\$6,644.51		\$6,644.51		\$6,644.51		100.00%		\$14,729.20		\$14,729.20		\$14,729.20		\$102,028.98		\$98,721.02		\$23,307.96		23.19%	1.21%	
DN-DUNE_CV	SE-SEDONA_DV			\$46,801.15		\$46,801.15		\$46,801.15		\$46,801.15		\$46,801.15		\$46,801.15		\$46,801.15		\$46,801.15		100.00%		\$14,729.20		\$14,729.20		\$14,729.20		\$102,028.98		\$98,721.02		\$23,307.96		23.19%	1.21%	

immetrica



# [re]reports

**Simplemente funciona.**

immetrica

Leonel da Luz  
leonel@immetrica.com  
+1 954 296-6559

**[immetrica.com/rereports](http://immetrica.com/rereports)**

immetrica